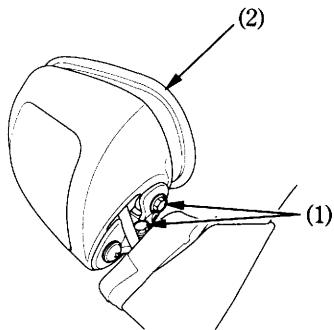
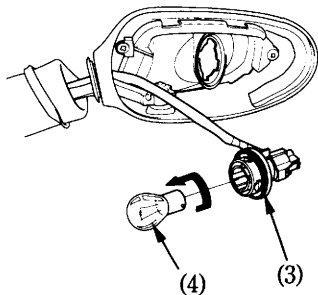
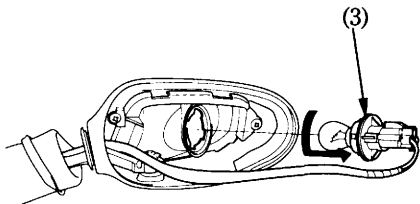


Front Turn Signal Bulb

1. Remove the two mounting bolts (1) and the rearview mirror (2).
2. Turn the socket (3) 90° counterclockwise and remove it.
3. Slightly press the bulb (4) and turn it counterclockwise.
4. Install a new bulb in the reverse order of removal.



- (1) Bolts
(2) Rearview mirror



- (3) Socket
(4) Bulb