









Quick Reference

These symbols are used in Operating Controls section:

SYMBOL	COMPONENT	SEE PAGE
	choke knob	18
	ON — ignition switch	19
	OFF — ignition switch	19
	START button	20
	OFF — engine stop switch	20
	RUN — engine stop switch	20



Quick Reference

