


Exhaust Pipe/Muffler

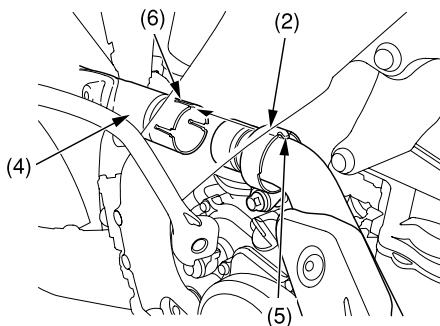
Muffler Installation

1. Remove the old gasket from exhaust pipe (1).
2. Install the muffler clamp (2) and a new gasket (3) to the exhaust pipe.



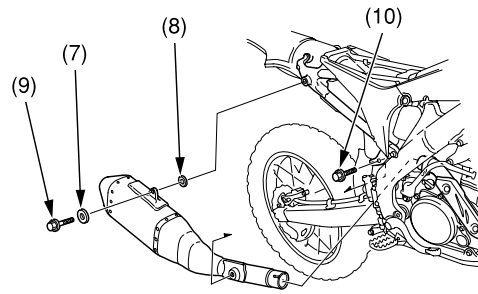
(1) exhaust pipe
(2) muffler clamp
(3) gasket (new)

3. Install the muffler (4).
4. Install the muffler clamp (2) by aligning the tab (5) of the muffler clamp with the cutout (6) of the muffler.




(2) muffler clamp
(4) muffler
(5) tab
(6) cutout

5. Install the washer A (7) washer B (8), muffler mounting B bolt (9) and muffler mounting A bolt (10).



(7) washer (A)
(8) washer (B)
(9) muffler mounting B bolt
(10) muffler mounting A bolt

6. Tighten the muffler clamp bolt (11) to the specified torque:
15 lbf-ft (21 N·m, 2.1 kgf·m)



(11) muffler clamp bolt

7. Tighten the muffler mounting B bolt (9) and muffler mounting A bolt (10) to the specified torque:
19 lbf-ft (26 N·m, 2.7 kgf·m)



(9) muffler mounting B bolt
(10) muffler mounting A bolt

(cont'd)