
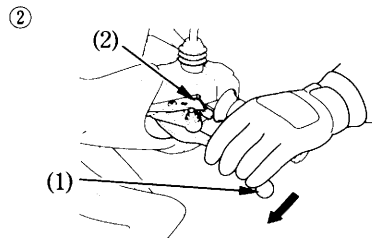
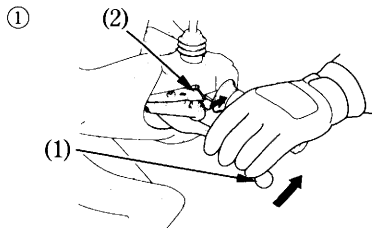


3. **Mount the scooter from the left side** keeping at least one foot on the ground to steady the scooter.



4. **Unlock the rear wheel by squeezing and releasing the rear brake lever (1).**



(1) Rear brake lever (2) Lock lever