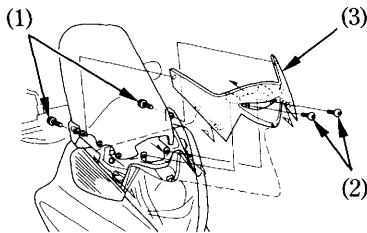


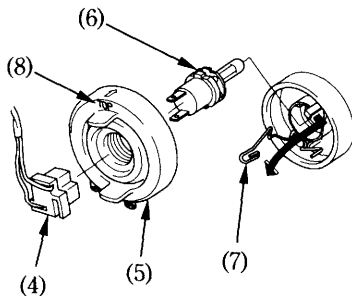
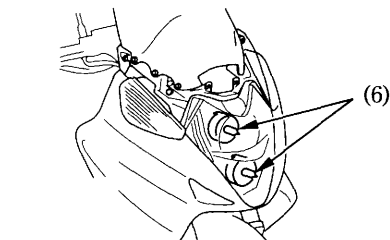
Headlight Bulb

1. Remove the screws A (1) and screws B (2).
2. Remove the front cover (3).
3. Pull off the socket (4) without turning.
4. Remove the dust cover (5).
5. Remove the bulb (6) while pressing down on the pin (7).
6. Pull out the bulb without turning.
7. Install a new bulb in the reverse order of removal.
 - Install the dust cover with its "TOP" mark (8) facing up.



(1) Screws A
(2) Screws B

(3) Front cover



(4) Socket
(5) Dust cover

(6) Bulb
(7) Pin

(8) "TOP" mark