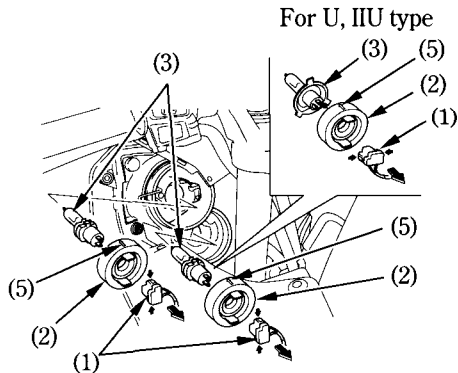
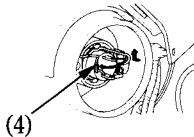


Headlight Bulb

1. Remove the inner panel (page 66).
2. Pull off the socket (1) without turning.
3. Remove the dust cover (2).
4. Remove the bulb (3) while pressing down on the pin (4).
5. Pull out the bulb without turning.
6. Install a new bulb in the reverse order of removal.
 - Install the dust cover with its arrow mark (5) facing up.

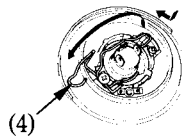


Except U, IIU type



- (4)
- (1) Socket
(2) Dust cover
(3) Bulb

For U, IIU type



- (4)
- (5) Arrow mark