

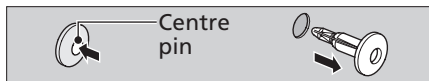
Removing & Installing Body Components ► Clip A

Clip A

The clip A must be removed to remove the spoiler and the right front side cowl.


Removal

1. Press down on the centre pin to release the lock.
2. Pull the clip out of the hole.



Installation

1. Push the bottom of the centre pin.
2. Insert the clip into the hole.
3. Press down on the centre pin to lock the clip.

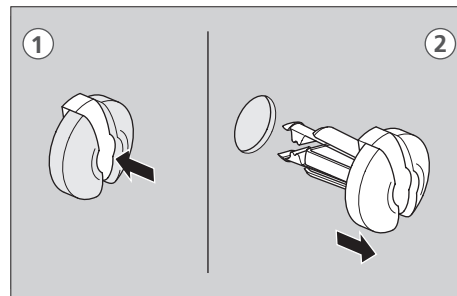


Clip B

The clip B must be removed to remove the right front side cowl.

Removal

1. Press down on the centre pin to release the lock.
2. Pull the clip out of the hole.



continued 55