


Switches

Operation Guide



Torque Control switch

Torque Control level setting and
Torque Control on/off.  P.43

PASS Passing light control switch

Flashes the high beam headlight.

Headlight dimmer switch

- : High beam
- : Low beam

Handle grip heater switch

 P.41

Turn signal switch

- The turn signal will automatically stop when you complete the turn.
- When used for a lane change, the turn signal is automatically stopped in 7 seconds or after riding 120 m (131 yards).
 - ▶ You can manually cancel the turn signal by pressing the switch in.
 - ▶ In some cases, the timing at which the turn signal stops is changed.
 - ▶ Always use the recommended tyres to ensure correct automatic cancellation operation.