




TRANSMISSION OIL

OIL LEVEL CHECK

Stop the engine and remove the oil level check bolt from the left crankcase cover.

A small amount of oil should flow out of the oil level check bolt hole.



OIL CHECK BOLT HOLE

OIL CHANGE

Remove the oil filler cap.


Remove the oil drain plug and drain the oil.

Reinstall the drain plug.

TORQUE: 20–25 N·m (2.0–2.5 kg·m,
14–18 ft·lb)

CAUTION:

Make sure that the sealing washer on the drain plug is in good condition.




OIL FILLER CAP

Refill the transmission up to the proper level.

OIL CAPACITY: 1.1 ltr (0.9 ltr at change)

SPECIFIED OIL: 10W–40 or equivalent

Start the engine and check for leaks. Stop the engine and recheck the oil level.



DRAIN PLUG