


# Switches

CRF1000A

## **Torque Control switch**




Torque Control level setting and  
Torque Control on/off.  P.56

## **Turn signal switch**

Pressing the switch turns  
the turn signal off.

## **Horn button**

## **Headlight dimmer/Passing light control switch**

-  : High beam
-  : Low beam
-  **PASS** : Flashes the high beam headlight.