







Quick Reference

These symbols are used in Operating Controls section:

| SYMBOL | COMPONENT | SEE PAGE |
|---|---|----------|
| I | ON – ignition switch | 17 |
| ○ | OFF – ignition switch | 17 |
|  | START button | 18 |
|  | RUN – engine stop switch | 18 |
|  | STOP – engine stop switch | 18 |
|  | PGM-FI malfunction indicator lamp (MIL) | 20 |
|  | fuel reserve indicator | 21 |
|  | Ignition indicator | 21 |