


Front Suspension Adjustments


Fork Oil Capacity:

Standard 25.12 lbf/in (4.4 N/mm) Fork Spring




Standard oil capacity	12.3 US oz (365 cm ³)	
Maximum oil capacity	12.9 US oz (380 cm ³)	Slightly stiffer as it nears full compression.
Minimum oil capacity	10.0 US oz (296 cm ³)	Slightly softer as it nears full compression.

Optional Softer 23.98 lbf/in (4.2 N/mm) Fork Spring



Standard oil capacity	12.5 US oz (370 cm ³)	
Maximum oil capacity	13.0 US oz (385 cm ³)	Slightly stiffer as it nears full compression.
Minimum oil capacity	10.2 US oz (301 cm ³)	Slightly softer as it nears full compression.

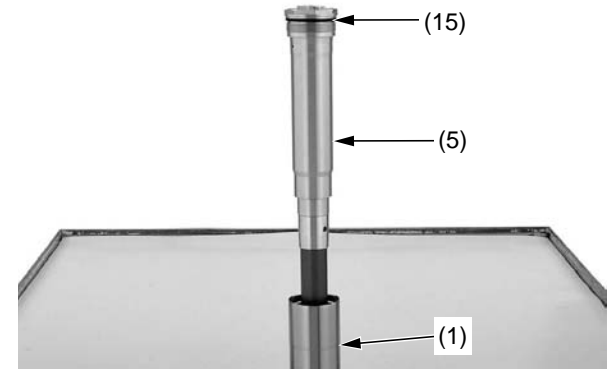
Optional Stiffer 26.20 lbf/in (4.59 N/mm) Fork Spring



Standard oil capacity	12.4 US oz (368 cm ³)	
Maximum oil capacity	12.9 US oz (382 cm ³)	Slightly stiffer as it nears full compression.
Minimum oil capacity	10.1 US oz (299 cm ³)	Slightly softer as it nears full compression.

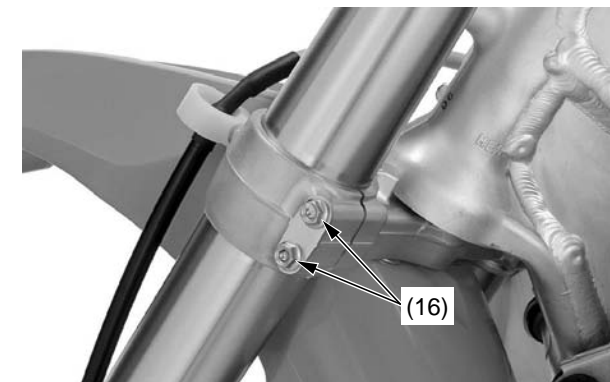
Be sure the oil capacity is the same in both fork legs.

16. Install a new O-ring (15) on the fork damper assembly (4). Apply the recommended fork oil to the O-ring.
17. Pull up the fork assembly (1) slowly and install the fork damper assembly (5) into the outer tube.



(1) fork assembly (15) O-ring (new)
(5) fork damper assembly

18. Insert both fork legs into the fork clamps. Tighten the fork bridge lower pinch bolts (16) to the specified torque:
15 lbf·ft (20 N·m, 2.0 kgf·m)



(16) fork bridge lower pinch bolts

(cont'd)