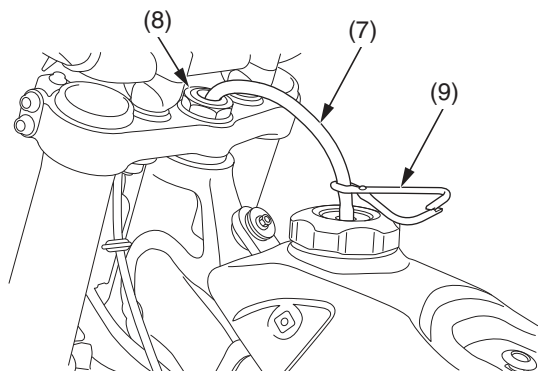
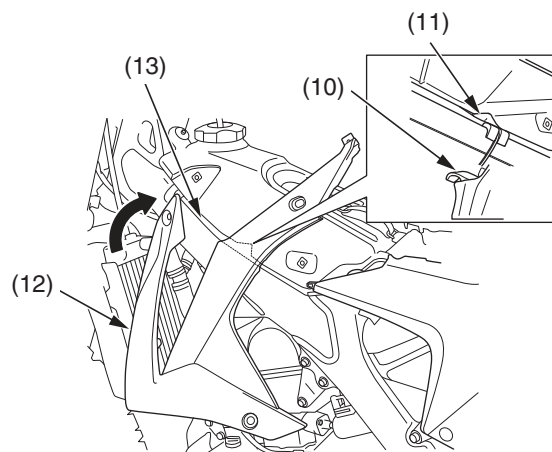


- Put the breather tube (7) in the steering stem nut (8).
- Remove the hose clamp (9) from the breather tube.



(7) breather tube
(8) steering stem nut
(9) hose clamp

- Align the shroud hooks (10) with the recesses (11) of the fuel tank.
- Turn the shrouds (12) and hook them onto the frame (13).

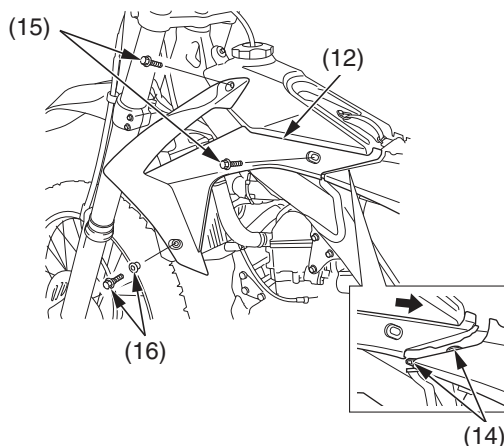


(10) shroud hooks
(11) recesses
(12) shrouds
(13) frame

- Slide the shrouds (12) toward the rear so that the shrouds and the tabs (14) on the air cleaner housing covers are aligned.

- Install the shroud B bolts (15), collars and shroud A bolts (16).

Tighten the shroud B bolts to the specified torque:
3.8 lbf·ft (5.2 N·m, 0.5 kgf·m)



(12) shrouds
(14) air cleaner housing cover tabs
(15) shroud B bolts
(16) collars and shroud A bolts

- Install the seat ([page 34](#)).