



3. Install the air cleaner case (3) to the bosses (4) of the subframe.




(3) air cleaner case      (4) subframe bosses

4. Install the rear fender (5) and align the hole in the rear fender with the hole in the subframe, and then install the rear fender mounting bolts and nuts (6).



(5) rear fender  
(6) rear fender mounting bolts and nuts

5. Hook the fuel tank band (7).
6. Install the air cleaner mounting bolts (8).



(7) fuel tank band  
(8) air cleaner mounting bolts

7. Install the left and right mufflers ([page 109](#)).
8. Install the seat ([page 34](#)).