







Optional Parts List

These parts and tools may be ordered from your authorized dealer.

FRAME	Remarks
Driven sprocket Standard	< >: Drive chain links 49 Teeth, Aluminum. <116>
Optional	48 Teeth, Aluminum 50 Teeth, Aluminum
Drive chain size/link	D.I.D 520 DMA4/120RB RK520TXZ/120RJ
Handlebar lower holder	
Standard	0.1 in (3 mm) offset
Optional	no offset

TOOLS	Remarks
Pin spanner A 	To adjust spring preload. (two spanners required)
Workstand 	For maintenance
Air gauge	For checking tire air pressure

FRAME	Remarks
Shock spring Standard	297 lbf/in (52 N/mm)  No mark (factory products) or  Red paint (aftermarket parts)
Optional Softer	286 lbf/in (50 N/mm)  Pink paint
Stiffer	308 lbf/in (54 N/mm)  White paint

The standard shock spring mounted on the motorcycle when it leaves the factory are not marked. Before replacing the springs, be sure to mark them so they can be distinguished other optional springs.