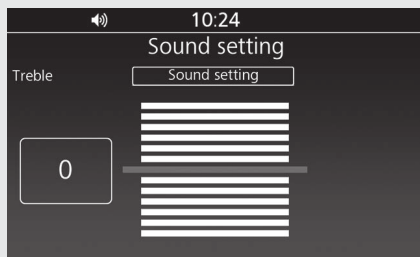


## Audio System (Continued)

### Treble

Adjusts higher-frequency sound level.



- 1 Select [Treble], and then press or **ENT** switch.
- 2 Rotate or press  $\blacktriangle$  /  $\blacktriangledown$  on the 4-way key switch to select your preferred level.
- 3 Return to the previous screen or the Home screen.

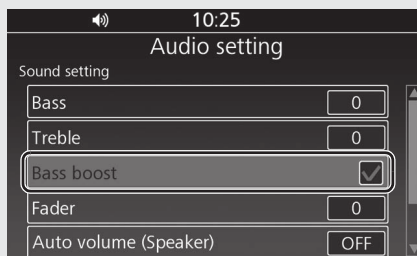
**Available setting range:** Level -6 to +6

**Default:** Level 0

The Treble control is automatically adjusted in accordance with the vehicle speed.

### Bass Boost

Enables/disables bass boost.

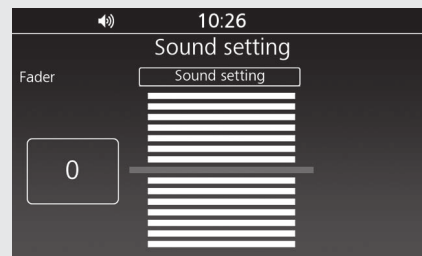


- 1 Select [Bass boost], and then press or **ENT** switch to select (enable) or deselect (disable) the function.
- 2 Return to the previous screen or the Home screen.

**Default:** Off (deselected)

### Fader

Adjusts the front and rear speaker output balance.



- 1 Select [Fader], and then press or **ENT** switch.
- 2 Rotate or press  $\blacktriangle$  /  $\blacktriangledown$  on the 4-way key switch to select your preferred level.
  - ▶ Positive levels increase front output level and decrease rear output level. If fader level is set to +7, the rear speakers are muted.
  - ▶ Negative levels decrease front output level and increase rear output level. If fader level is set to -7, the front speakers are muted.