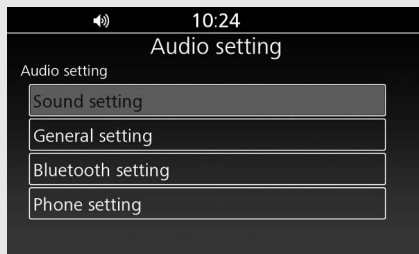




## Audio Setting

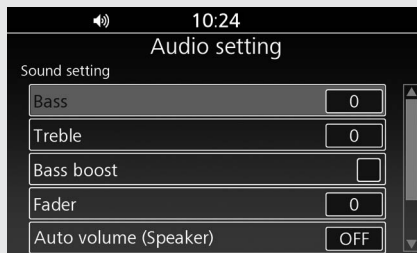
From this screen, you can go to various setup options for the audio system.



- [Sound setting] → P.73
- [General setting] → P.77
- [Bluetooth setting] → P.82
- [Phone setting] → P.90

## Sound Setting

You can adjust the sound to fit your preferences. Rotate  or press ▲ / ▼ on the 4-way key switch to select a setting menu. Press  or [ENT] switch to set your selection.

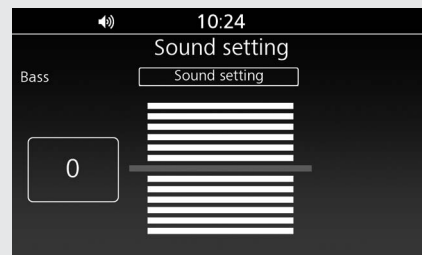




The sound settings contain the following:

- [Bass] → P.73
- [Treble] → P.74
- [Bass boost] → P.74
- [Fader] → P.74
- [Auto volume (Speaker)] → P.75
- [Auto volume (Headset)] → P.75
- [Volume] → P.76
- [CB roger beep] → P.76

## Bass

Adjusts lower-frequency sound level.



- 1 Select [Bass], and then press  or [ENT] switch.
- 2 Rotate  or press ▲ / ▼ on the 4-way key switch to select your preferred level.
- 3 Return to the previous screen or the Home screen. → P.24

**Available setting range:** Level -6 to +6  
**Default:** Level 0

The Bass control is automatically adjusted in accordance with the vehicle speed.