

Storage Equipment

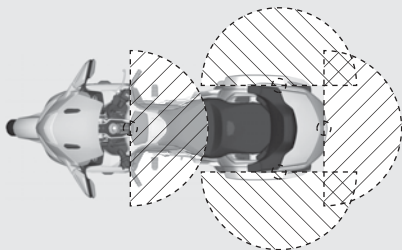
Travel Trunk, Saddlebags and Fairing Pocket

- **GL1800/D/DA** equipped with the travel trunk, saddlebags and fairing pocket.
- **GL1800B/BD** equipped with the saddlebags and fairing pocket.

When you enter the operating range of the Honda SMART Key system with the Honda SMART Key on you, the travel trunk, saddlebags and fairing pocket can be opened.

Using the UNLOCK button on the Honda SMART Key, you can enable those who don't possess the key to open the compartments.

Each compartment can be opened when the Honda SMART Key is within the shaded area shown in the illustration.



|| To Open the Travel Trunk and Saddlebags

The travel trunk and saddlebags are for lightweight items.

Cargo in the travel trunk and both saddlebags should not exceed:

20.0 lb (9.0 kg) each

However, regardless of compartment capacity, be sure you do not exceed the maximum load and cargo weight limits.

➡ P.237, 239

Make sure the Honda SMART Key is activated (➡ P.56), and then enter the operating range with the Honda SMART Key.

GL1800/D/DA

To open the travel trunk, press the travel trunk release button.

▶ The travel trunk unlocks and can be opened.

To open the saddlebags, press the saddlebag release button.

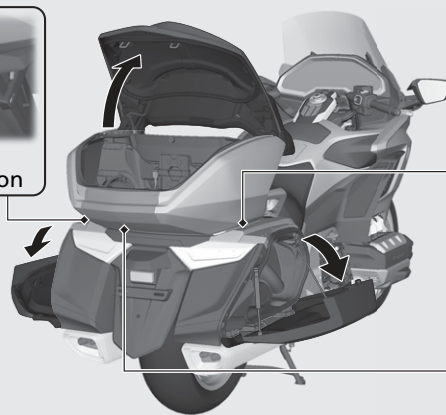
▶ Each saddlebag unlocks and opens.



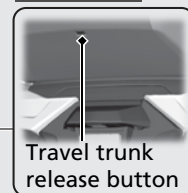
Saddlebag release button



Saddlebag release button



GL1800/D/DA



Travel trunk release button