


































































Maintenance Schedule

Items		Frequency *1								Regular Replace	Refer to page
		× 1,000 mi	0.6	4	8	12	16	20	24		
		× 1,000 km	1.0	6.4	12.8	19.2	25.6	32.0	38.4		
Non-Emission-Related Items	Drive Chain	Every 300 mi (500 km): 									67
	Brake Fluid *5									2 Years	63
	Brake Pads Wear										64
	Brake System										41
	Brake Light Switch										65
	Headlight Aim										76
	Clutch System										71
	Side Stand										66
	Suspension										-
	Nuts, Bolts, Fasteners										-
	Wheels/Tires										-
	Steering Head Bearings										-

Notes:

*1 : At higher odometer reading, repeat at the frequency interval established here.

*2 : Service more frequently when riding in unusually wet or dusty areas.

*3 : Service more frequently when riding in rain or at full throttle.

*4 : 50 STATE (meets Clififornia).

*5 : Replacement requires mechanical skill.