PGM-FI MALFUNCTION INDICATOR 19 BLINKS (IGNITION PULSE GENERATOR)

Turn the ignition switch OFF.

↓

Disconnect the ignition pulse generator 2P connector.
Check for loose or poor contact on the cam pulse generator 2P connector.

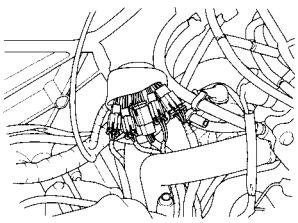

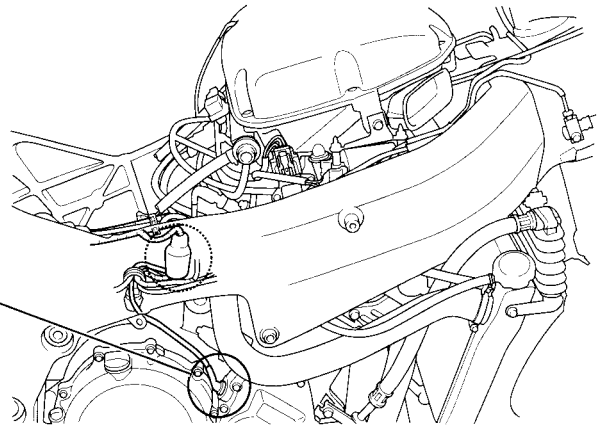

↓

Connect the ignition pulse generator 2P connector.
Place the motorcycle on its side stand.
Turn the ignition switch ON and check the malfunction indicator blinks.

No blinks → • Loose or poor contacts on the ignition pulse generator 2P connector

19 blinks ↓

Turn the ignition switch OFF and the engine stop switch OFF.
Disconnect the ignition pulse generator 2P connector.

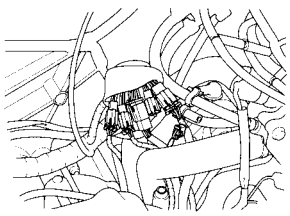

↓

Turn the ignition switch OFF.
Check the continuity between the ignition pulse generator connector terminal and ground.

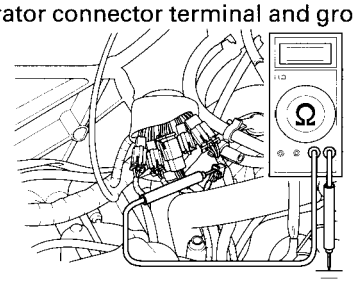

Connection: White/Yellow—Ground
Yellow—Ground
Standard: No continuity

Continuity → • Faulty ignition pulse generator

No continuity ↓