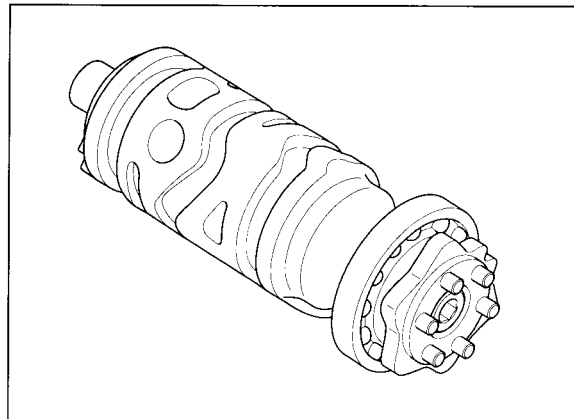


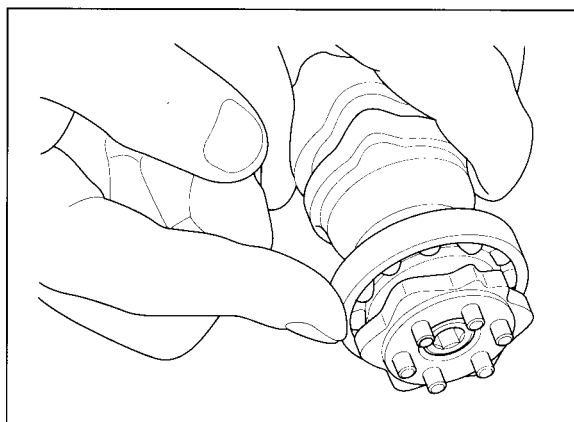
Inspect the shift drum grooves for wear or damage.



Turn the inner race of the shift drum bearing with your finger.


The bearing should turn smoothly and freely without excessive play.

If necessary replace the bearing.



### SHIFT DRUM/SHIFT FORK INSTALLATION

Install the shift drum and shift drum bearing.



#### NOTE:

- The shift forks have location marks.  
"R" for right  
"C" for center  
"L" for left

