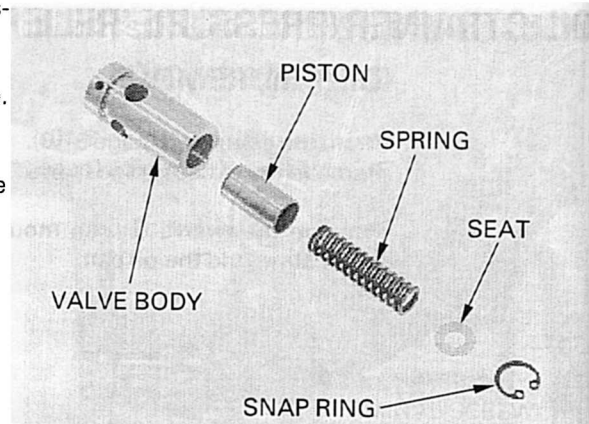


LUBRICATION SYSTEM

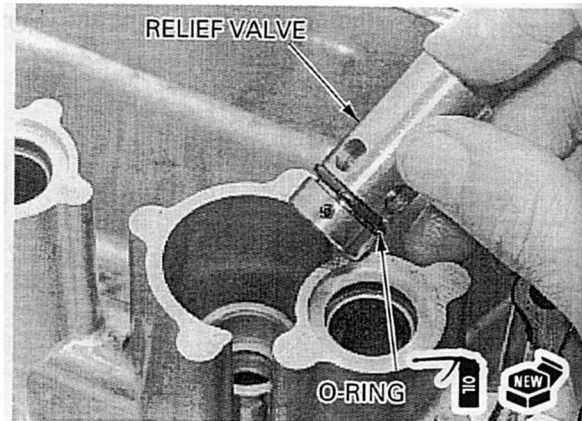
Remove the snap ring, spring seat, spring and piston from the valve body.

Check the piston for wear, sticking or other damage. Check the spring for fatigue or damage.

Install the piston, spring and spring seat and secure them with the snap ring.




Coat a new O-ring with oil and install it into the relief valve body groove. Install the relief valve into the oil pan.



OIL PAN INSTALLATION

Clean the oil pan mating surfaces thoroughly. Apply sealant to the oil pan mating surface. Install the dowel pins.

Coat new O-rings with oil and install them onto the dowel pins.



Install the oil pan and cover stays, and tighten the twelve bolts in a crisscross pattern in 2 or 3 steps.

Install the exhaust pipe (page 2-6).
Fill the crankcase with recommended engine oil (page 3-10).

