

CYLINDER HEAD/VALVE


REAR:

Remove the fuel tank (page 2-4).

Disconnect the crankcase breather hose from the cylinder head cover.

Remove the spark plug cap.

Remove the four cylinder head cover bolts, special washers and the cylinder head cover.




CAMSHAFT REMOVAL

For the front cylinder, remove the following:

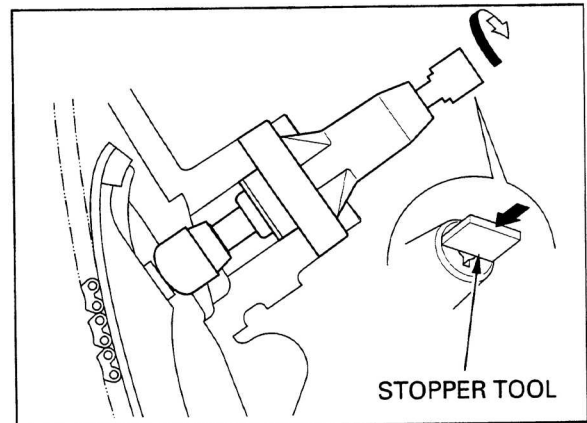
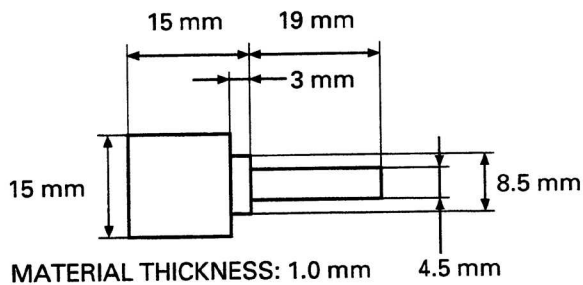
- air cleaner housing (page 5-4)
- left radiator (page 6-6)

Remove the cylinder head cover (page 8-3).

Remove the cam chain tensioner lifter sealing bolt and sealing washer.



Turn the cam chain tensioner lifter shaft clockwise fully and secure it with a stopper tool. This tool can easily be made from a thin (1 mm of thickness) piece of steel as shown below.



Remove the three bolts and the cam chain guide plate from the camshaft holders.

