


Apply oil to the threads and seating surfaces of the camshaft holder bolts.
Install the camshaft holder and tighten the bolts in a crisscross pattern in 2 or 3 steps.


TORQUE: 21 N·m (2.1 kgf·m , 15 lbf·ft)



Remove the camshaft holder and measure the compressed plastigauge at its widest point on the camshaft to determine the oil clearance.

SERVICE LIMIT: 0.088 mm (0.0035 in)


If the oil clearance exceeds the service limit, replace the camshaft and recheck the oil clearance. Replace the cylinder head and camshaft holders as a set if the oil clearance still exceeds the service limit.



CYLINDER HEAD REMOVAL

Remove the following:

- carburetor assembly (page 5-5)
- camshafts (page 8-4)
- two bolts and cam chain tensioner lifter



- carburetor insulator
- two bolts and water hose joint

