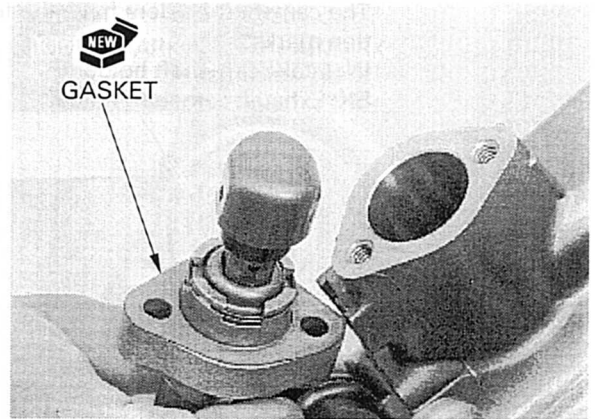



Install a new gasket onto the tensioner lifter.
Install the tensioner lifter onto the cylinder head and tighten the two bolts.




CAMSHAFT INSTALLATION

Install the valve shims in their original locations.



Coat the outer surfaces of the valve lifters with molybdenum oil solution.
Install the valve lifters in their original lifter bores, being careful not to damage the sliding surfaces of the lifters and bores.



Apply molybdenum oil solution to the camshaft journals and cam lobes.

The camshafts have the following identification marks:

- FR IN: Front cylinder intake camshaft
- FR EX: Front cylinder exhaust camshaft
- RR IN: Rear cylinder intake camshaft
- RR EX: Rear cylinder exhaust camshaft

Install the camshafts in their proper locations.

