


CLUTCH/GEARSHIFT LINKAGE

Install the slave cylinder and tighten the mounting bolts securely.

Connect the clutch hose to the slave cylinder with the oil bolt and new sealing washers. Tighten the oil bolt.

TORQUE: 34 N·m (3.5 kgf·m , 25 lbf·ft)

Fill and bleed the clutch hydraulic system (page 9-4).




CLUTCH

DISASSEMBLY


Remove the right crankcase cover (page 6-12).

Remove the clutch bolts, springs and pressure plate.

Remove the clutch lifter piece.



Remove the clutch lifter rod from the mainshaft. Remove the clutch discs, plates, judder spring and spring seat.



Be careful not to damage the mainshaft threads.

Unstake the clutch center lock nut.

