



Hold the clutch center with the special tool and remove the clutch center lock nut.

TOOL:

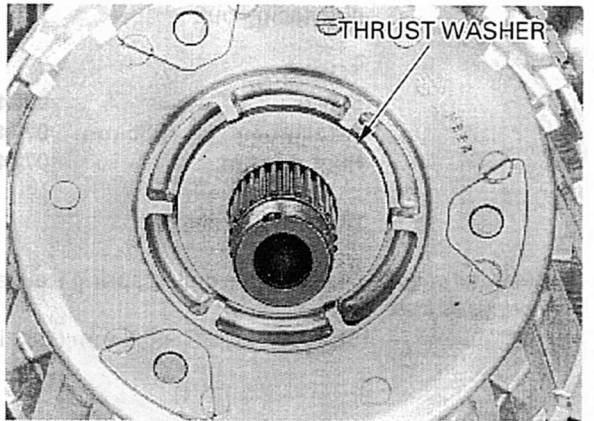
Clutch center holder 07724-0050002



Remove the special washer and clutch center.



Remove the thrust washer.



When the oil pump driven sprocket will be removed, loosen the driven sprocket bolt with the clutch outer still installed.

Align the gear teeth of the scissors gears (primary drive gear and sub-gear) by inserting a screwdriver into the gear holes, and remove the clutch outer.

