



DISASSEMBLY

Remove the fork cap from the fork tube.




Hold the rebound damping adjuster and remove the fork cap from the damping adjuster. Remove the O-rings from the fork cap and rebound damping adjuster.



CAUTION:

Do not remove the rebound damping adjuster from the damper rod, or fork damping force will be changed.

Remove the spring seat, joint plate and joint collar.



Remove the joint plate and fork spring. Pour out the fork fluid by pumping the fork tube several times.

